



BarOn Emotional Quotient Inventory

By Reuven Bar-On

Individual Summary Report

Name:	Sample Report
ID:	
Age:	29
Gender:	Male
Admin. Date:	January 16, 2002

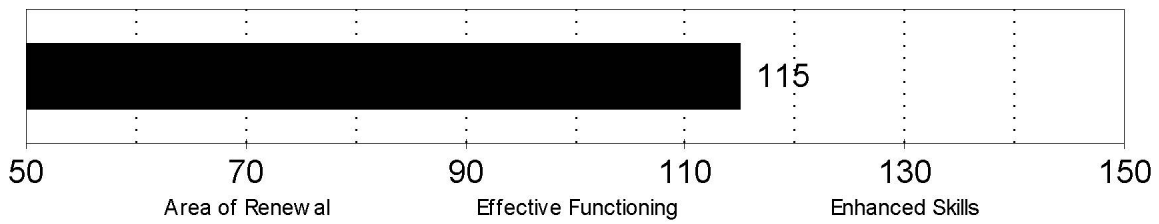
The information given in this report should be used as a means of generating hypotheses and as a guide to assessment. Scores are reported as standard scores: 100 represents effective emotional functioning. Scores greater than 100 represent enhanced emotional functioning, and scores of less than 100 indicate areas that may be improved.



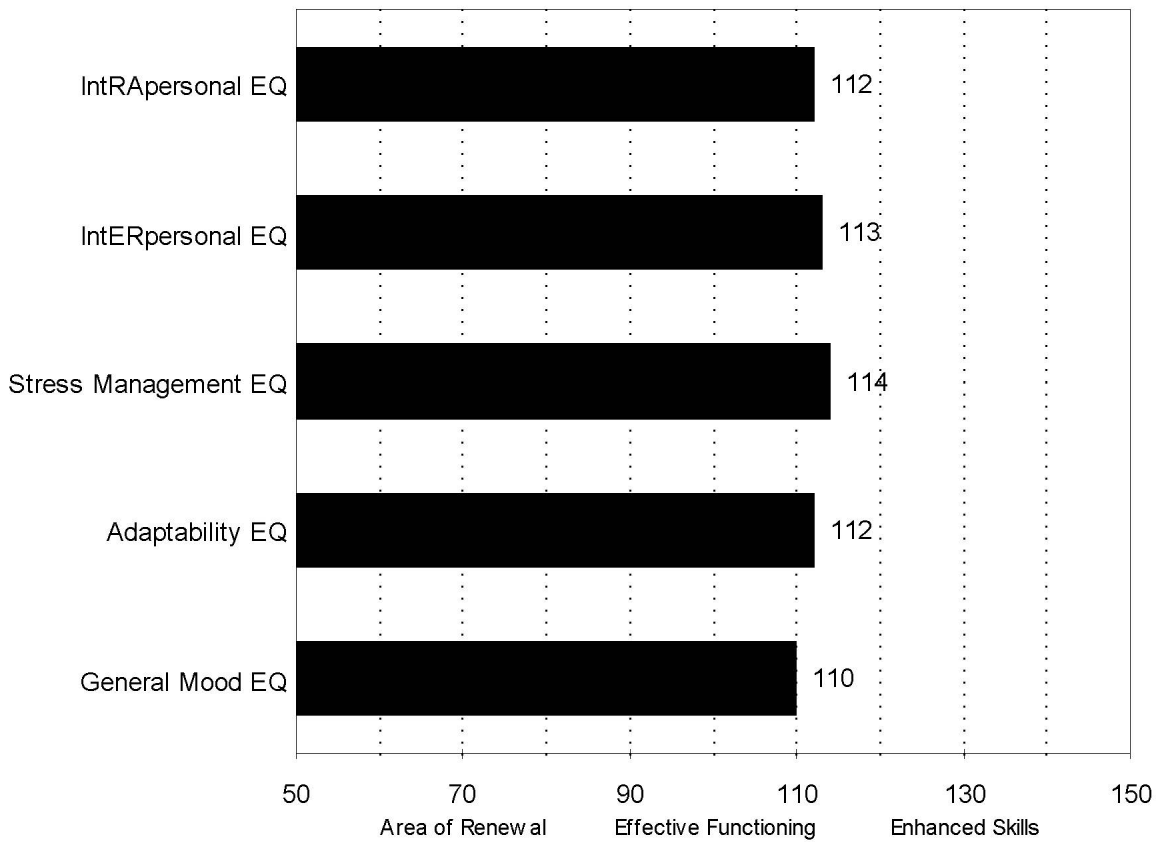
MHS

Copyright © 2001 Multi-Health Systems Inc. All rights reserved.
P.O. Box 950, North Tonawanda, NY 14120-0950
3770 Victoria Park, Toronto, ON M3H 3M6

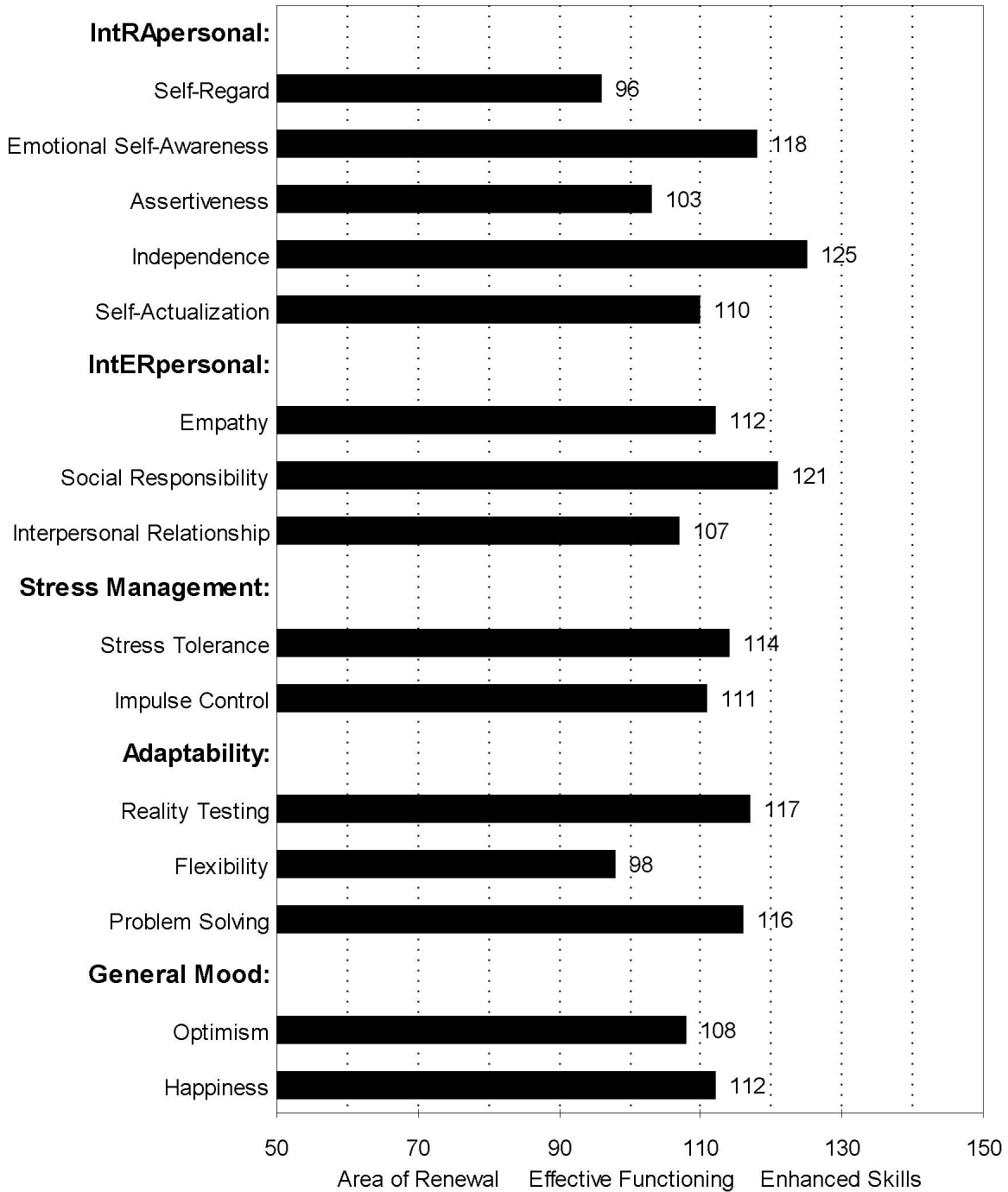
Total EQ



Composite Scales



Content Subscales



Validity Indicators

Validity Comment:

The validity indicators are all in the acceptable range suggesting valid responses and results that are not unduly influenced by response style.

Inconsistency Index:	6
Impression:	Positive = 116 Negative = 87
Correction:	Type I = -2.88, Type II = -3.84, Type III = -4.68, Type IV = -5.64, Type V = -4.23

Positive Impression (PI) and Negative Impression (NI) Scores

The score on the Positive Impression scale (PI) was somewhat elevated. Although the elevated PI score indicates a tendency towards overly positive self-presentation, the tendency was small and should not have a major influence on the results and interpretation of the EQ-i.

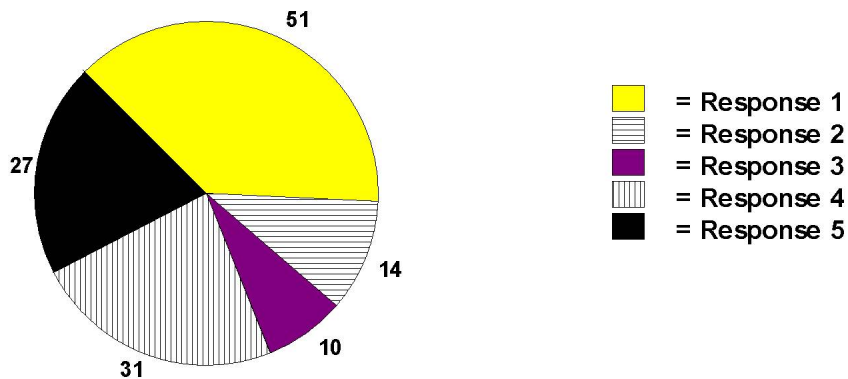
Score Summary	Adjusted Score	Unadjusted Score	Guideline
Inconsistency Index		6	OK
Positive Impression		116	OK
Negative Impression		87	OK
TOTAL EQ:	115	119	High
INTRAPERSONAL:	112	115	High
Self-Regard	96	101	Average
Emotional Self-Awareness	118	121	High
Assertiveness	103	103	Average
Independence	125	125	Very High
Self-Actualization	110	114	High
INTERPERSONAL:	113	117	High
Empathy	112	112	High
Social Responsibility	121	125	Very High
Interpersonal Relationship	107	111	Average
STRESS MANAGEMENT:	114	120	High
Stress Tolerance	114	118	High
Impulse Control	111	116	High
ADAPTABILITY:	112	116	High
Reality Testing	117	121	High
Flexibility	98	101	Average
Problem Solving	116	119	High
GENERAL MOOD:	110	116	High
Optimism	108	113	Average
Happiness	112	116	High

Norm Type: Male under 30

Item Responses

Item	Response	Item	Response	Item	Response	Item	Response	Item	Response
1	5	28	2	55	4	82	2	109	2
2	1	29	5	56	1	83	2	110	4
3	1	30	1	57	1	84	5	111	3
4	4	31	4	58	1	85	5	112	4
5	4	32	1	59	4	86	1	113	4
6	4	33	4	60	5	87	1	114	4
7	4	34	4	61	5	88	5	115	1
8	4	35	1	62	4	89	4	116	2
9	5	36	1	63	5	90	5	117	2
10	1	37	3	64	1	91	1	118	1
11	4	38	1	65	3	92	1	119	5
12	1	39	4	66	1	93	2	120	5
13	1	40	1	67	3	94	4	121	1
14	1	41	1	68	1	95	5	122	1
15	4	42	1	69	1	96	4	123	3
16	5	43	3	70	1	97	2	124	5
17	1	44	4	71	1	98	5	125	1
18	4	45	4	72	5	99	5	126	1
19	2	46	1	73	2	100	4	127	1
20	4	47	5	74	3	101	1	128	1
21	1	48	1	75	1	102	3	129	5
22	1	49	1	76	1	103	3	130	1
23	3	50	2	77	1	104	5	131	4
24	2	51	1	78	4	105	5	132	2
25	1	52	1	79	4	106	5	133	5
26	5	53	1	80	4	107	1		
27	2	54	5	81	4	108	5		

5 = Very Often true of me or true of me, 4 = Often true of me, 3 = Sometimes true of me, 2 = Seldom true of me, 1 = Very Seldom true or not true of me, 0 = Omitted Item



Date Printed: Wednesday, January 16, 2002

End of Report